


Bloodborne Pathogens Training 2014 Colonial Beach Public Schools



How can you receive credit for this required training:

- Complete BBP training.
- Complete BBP test questions.

OSHA Defined:

- ◉ Occupational Safety and Health Administration
- ◉ Published a standard to reduce or eliminate health risk, resulting in:
 - > Annual training of employees
 - > Safe workplace environment
 - > Exposure Control Plans

Exposure Control Plan

- Defines who is at risk
- Outlines procedures to minimize or eliminate exposures to blood-borne diseases
- Procedures to follow in event of exposure



Who is covered?


- Anyone who can anticipate coming in contact with blood or body fluids while at work.
- The school system is required to identify personnel whose job duties may expose them to blood or body fluids.
- Everyone is required to receive information on the dangers of exposure.

Who is at risk?

- Anyone who comes in contact with human blood or body fluids.
- Anyone who touches potentially contaminated surfaces or equipment.

Standard Precautions

- Treat all blood and body fluids as potentially infectious.
- Critical because it is impossible to tell who is infected with HBV or HIV by appearances.
- Many have no knowledge or symptoms of their disease.



Bloodborne Pathogens

What are they?

- Viruses, Bacteria and other Microorganisms in human blood and body fluids that can cause disease in humans.
- Exposure can result in serious illness or death.

Other Body Substances



- ◉ Fluids in the chest or abdomen
- ◉ Fluid surrounding the brain, spine, heart and joints
- ◉ Fluid in the uterus of a pregnant woman
- ◉ Semen
- ◉ Vaginal secretions

Not infectious for bloodborne pathogens

- Feces
- Urine
- Tears
- Saliva



- Vomitus
- Sputum
- Sweat

** unless visible blood

Workplace Transmission

- Special-Education Area

- > Special-Ed children:
 - More prone to injury
 - Likely to have special medical needs
 - Dependent on adults for their personal care

Workplace Transmission

- ◉ Accidental Injury
 - > Broken Glass
 - > Sharp metal
 - > Needles
 - > Cafeteria utensils
 - > Orthodontic wires that are exposed
 - > Playground injuries
 - > Paper cuts
 - > Scissors

How do blood borne pathogens enter your body?

◉ Indirect Transmission

- > Open cuts and nicks
- > Skin abrasions
- > Dermatitis
- > Acne
- > Mucous membranes of eyes, nose or mouth
- > Needle stick



Reducing Your Risk of Exposure

Personal protective equipment

- > Gloves, mask, gown, lab coat, face shield, protective eye wear
- Engineering controls
- Housekeeping
- Hepatitis B vaccine





PPE Selection Based on Anticipated Exposure

- Gloves- any time contact with blood or other body fluids may occur
- Masks and eye protection- if there is any chance of splashing into the mouth, nose or eyes
- Gowns/lab coats, shoe covers- risk of splattering or spilling on clothes or skin
- Resuscitation device when providing rescue breathing



Engineering Controls

- Devices that reduce employee risk by isolating or removing the hazard

Examples:

Sharps containers

Safety medical devices

Biosafety cabinets

Negative pressure room



Work Practice Controls

- Depends on you!
- Examples- proper handwashing, getting Hep B vaccine, proper handling of sharps, proper disposal of infectious waste and wearing appropriate PPE.



Work Practice Controls

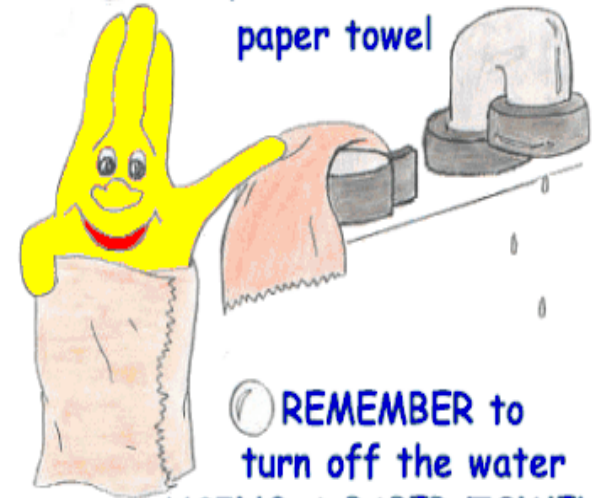
- Handwashing- Single most important means of preventing the spread of infection



○ RINSE WELL



○ DRY your hands with a paper towel



○ REMEMBER to turn off the water USING A PAPER TOWEL INSTEAD OF YOUR HANDS

* Waterless hand cleaner-only if no soap and water available!

When to wash hands

- Before and after touching someone or something potentially infectious
- After removing gloves
- After handling potentially infectious material
- After using the bathroom
- Before eating, smoking, applying cosmetics, handling contact lens



Personal Hygiene

- Cover cuts, scrapes, hangnails, rashes and other areas of broken skin
- Handle sharps carefully
- Minimize spattering or splashing from open wounds when attending to an injured person.
- Don't eat, drink, smoke, apply cosmetics or lip balm or handle contacts where there is a risk for exposure.
- Don't keep food and drink in refrigerators, freezers or countertops where blood or other infectious materials are present.

UTION CAUTION CAUTION CAUTION CAUTION



Biohazardous Waste Disposal

- Discard contaminated sharps in approved sharps containers
- Discard all other infectious material in red biohazard trash bags
- Picked up by biohazard waste technicians
- Incinerated



International Biohazardous Waste Symbol

BIOHAZARD



Housekeeping/Decontamination

- ◉ Disinfect equipment and surfaces with approved disinfectant (Dispatch, 10% bleach solution, Saniwipes) when....
 - Surfaces become contaminated
 - At the end of the work shift
 - there is any spill of blood or other potentially infectious material (OPIM)



Blood Spill Procedure

- Prevent accidental exposure to others
- Wear appropriate PPE
- Absorb spill (paper towels or biohazard spill kit)
- Spray Dispatch or bleach solution, set for 10 min. or air dry
- Dispose of all cleaning materials and PPE in biohazard trash bag



Bloodborne Pathogens of Concern

- Hepatitis B
- Hepatitis C
- HIV/AIDS



Hepatitis B

- Attacks the liver
- Can lead to cirrhosis, liver cancer and death
- 20% risk of infection with a contaminated sharp
- Virus can survive in dried blood up to 7 days



Symptoms of Hepatitis B



- ◉ Fatigue
- ◉ Loss of appetite, nausea
- ◉ Jaundice (yellowing of skin and eyes)
- ◉ Fever
- ◉ Abdominal pain, joint pain
- ◉ 30% have no symptoms
- ◉ Preventable





Hepatitis B Vaccine

- Recommended for all high risk groups
- Free- provided by employee health
- Safe
- 3 shots- initial , 1mo., 6mo.
- Life long immunity
- Decline- must sign OSHA waiver



Hepatitis C

- ◉ Most common chronic blood borne infection in US
- ◉ Causes liver damage, cirrhosis and liver cancer
- ◉ Leading reason for liver transplants
- ◉ 2% risk of infection by contaminated sharp

Symptoms of Hepatitis C

- ◉ Same as Hepatitis B
- ◉ May occur within 2 weeks to many years
- ◉ 85% don't know they are infected

Hepatitis C Vaccine

- ◉ There is **NO** vaccine and **NO** cure for Hepatitis C!
- ◉ There are 50,000 needlesticks annually related to HCV infected patients



Major Risk Factors for Hepatitis B and C

- ◉ Sexual activity with multiple partners
- ◉ IV drug use
- ◉ Hep B- neonatal transmission
- ◉ Hep C- blood transfusion prior to 1990



- small risk- tattooing, body piercing, shared nasal cocaine



HIV/AIDS

- ⦿ Attacks the body's immune system
- ⦿ Unable to fight off other infections
- ⦿ No vaccine and no cure
- ⦿ 6,000 new infections every day

Symptoms of HIV

- Mild flu-like symptoms initially (fever, swollen glands)



- May be free of symptoms for months to many years
- Eventually leads to AIDS and death

HIV Transmission

- High risk sexual activity and IV drug abuse account for 80%



- Neonatal



- Accidental occupational exposure

Chances of Infection

- If you are exposed to HIV infected blood/body fluids by:
 - > A dirty needle/sharp: 3 in 1000 (0.3%)
 - > Mucous membrane splash: 1 in 1000 (0.1%)
 - > Non intact skin: 1 in 1000 (0.1%)
 - > Prompt antiviral treatment after exposure can reduce risk of infection by 60 – 80%

What if I am exposed?

- ◉ Wash with soap and water
- ◉ Splash to mucous membranes-
rinse or flush with water for 15 min.
- ◉ Save any sharp or other contaminated
object involved so it can be tested
- ◉ Report the incident promptly
- ◉ Get medical evaluation, testing,
counseling and treatment



Who needs to know?



Contact:

Principal

Human Resources Department

Follow guidelines found in your Exposure Control Plan

Post Exposure Follow Up

- ◉ Follow Colonial Beach Public School's policy for exposure
- ◉ Complete appropriate forms referenced in your school's exposure control plan
- ◉ Confidentiality is maintained



Bloodborne Pathogens for Schools

- As a school employee you must react to emergencies not only with your heart but with your head. Know the facts and take precautions to protect yourself. Students, co-workers and loved ones are counting on you!

References

- Bureau of Business Practice, (1997). *Bloodborne Pathogens Safety Program Planner (Manual)*
- Coastal Training Technologies Corp, (2000). *Bloodborne Pathogens (Brochure) Virginia Beach, VA*
- Channing Bete Company, (2013). *About Bloodborne Pathogens in Health-Care Settings.*



**Ready to take
the test?**